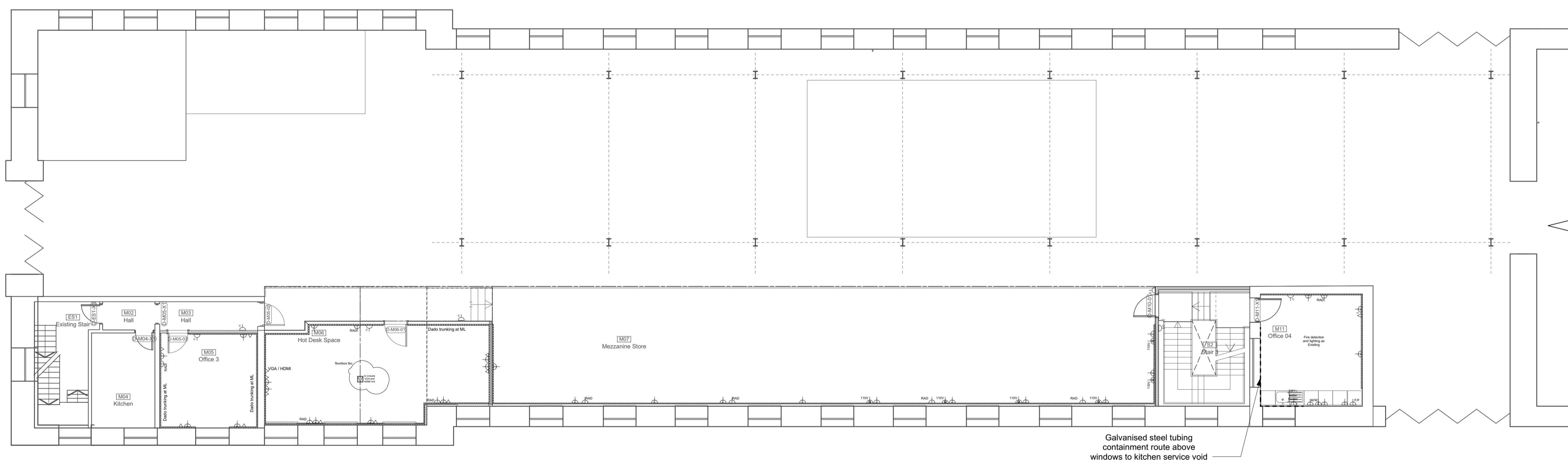


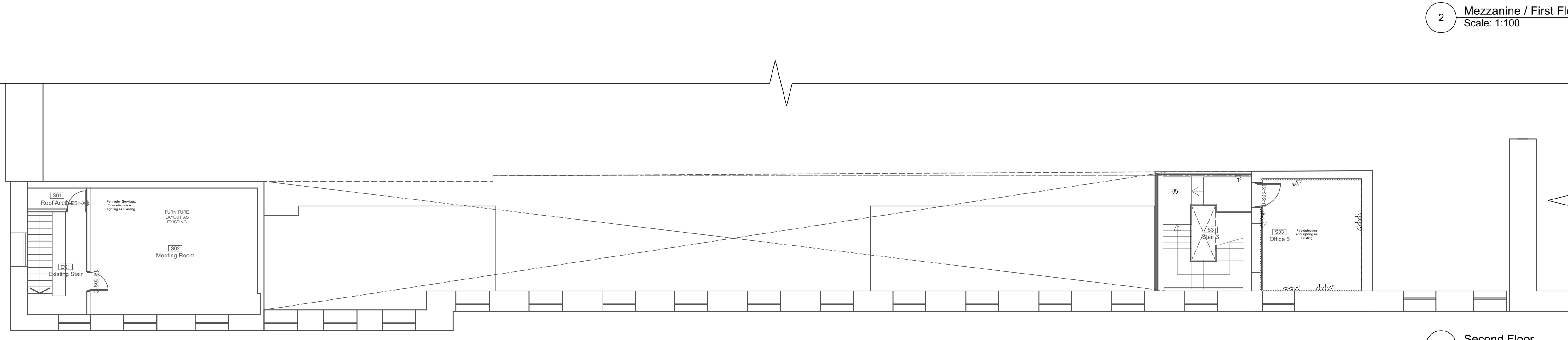
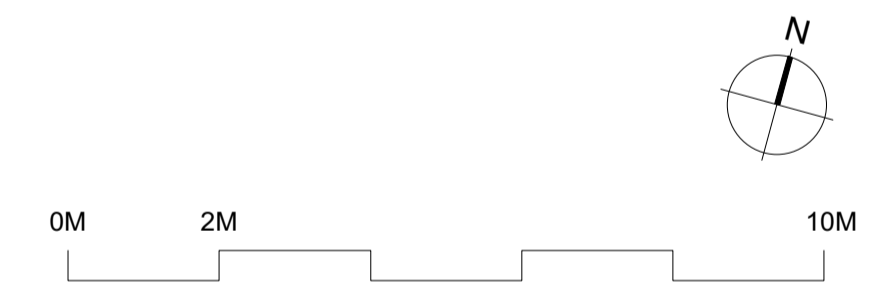
1 Ground Floor Plan
Scale: 1:100

- Ⓢ Smoke Alarm
- Ⓜ Heat Detector
- Ⓢ Smoke Detector in Ceiling Void
- Ⓜ Combined Smoke/Heat Detector
- ☀ Smoke Detector c/w Beacon
- ☀ Ceiling mounted high intensity LED Beacon
- Manual Call Point
- Ⓜ Break Glass Unit
- Ⓜ Power Supply Unit
- 🔊 Wall mounted voice alarm speaker
- Ⓜ Fire Alarm Interface
- Ⓜ PIR
- Ⓜ Distribution Board
- 🔌 13A Twin switched socket outlet
- 🔌 13A Switched fused connection unit with neon indicator
- 🔌 13A Switched fused connection unit with neon indicator
- 🔌 RAD - Oil filled Radiator
- 🔌 AFV - Activated Flush Valve
- 🔌 TAP - Sensor Tap
- 🔌 W/M - Washing Machine
- 🔌 H/D - Water Heater
- 🔌 H/D - Hand Dryer
- 🔌 Single RJ45 data outlet
- 🔌 Twin RJ45 data outlet
- 🔌 Cleaners socket
- 🔌 Dado Trunking
- 🔌 High level Suspended Galvanised Tray
- 🔌 240V three phase (415V difference) and isolator
- 🔌 110V 16A socket
- 🔌 110V 16A socket on 15m spring rewind reel
- 🔌 4 Compartment lockable floor box c/w 1 No. twin switched socket and 2 No. RJ45 data outlets +1 spare compartment

NOTE:
To be read in conjunction with Specification V90 and existing M&E Survey drawings 605b-EX-31 series



2 Mezzanine / First Floor
Scale: 1:100



3 Second Floor
Scale: 1:100

PO2	20.04.2021	ST	Scope Reduction-issued for tender
PO1	02.11.2020	ST	Issued for Tender
-	25.08.2020	ST	Issued for Discussion
No.	Date	By	Comments
Revisions			

TENDER
Drawing Status

**NATIONAL MUSEUM OF THE ROYAL NAVY
HISTORIC SHIPS WORKSHOP**
Dannatt, Johnson Architects
Unit 1 The Wireworks, 77 Great Suffolk Street, London SE1 0BU
Telephone (020) 7357 7100 Fax (020) 7357 7200

Drawing Title
Proposed Bay 1 Electrical Plans

Drawing Number
605b-WD-16-000

Drawn	Checked	Scale	Date	Revision
ST	DJ	1:100@A1	Oct 2020	P02